

تَعْلِيمُ الْفِقْهِ

TA'LIMUL FIQH

---

Grade Two



**Title: Fiqh - Grade 2**

Published and Compiled by:

**Jamiatul Ulama (KZN)**

Ta'limi Board

4 Third Avenue

P.O. Box 26024

Isipingo Beach

4115

South Africa

Tel: (+27) 31 912 2172

WhatsApp: (+27) 78 878 9980

E-mail: [info@talimiboardkzn.org](mailto:info@talimiboardkzn.org)

First Edition: January 2021 / Zul Hijjah 1441

ISBN:

Permission is granted for reprinting this booklet without any alterations. A humble appeal is made to the readers to offer suggestions/corrections to improve the quality of this publication. May Allah Ta'ala reward you for this. The author, translators, editors and typesetters humbly request your duas for them, their parents, families, asaaticah and mashaaiikh.

Layout & Design by:

*Twenty9*  
DESIGNS  
[twenty9designssa@gmail.com](mailto:twenty9designssa@gmail.com)



# TABLE OF CONTENTS

---

---

• Introduction To Fiqh .....	1
• Guidelines For Teaching Fiqh .....	2
• The Toilet .....	3
• Istinja .....	6
• The Low Pan Or The High Pan .....	10
• Wudhu .....	13
• Fardh Acts Of Wudhu .....	15
• Fardh Acts Of Wudhu <i>Continued</i> .....	18
• The Sunnah Method Of Making Wudhu .....	20
• The Aadaab [ Etiquettes] Of Wudhu .....	23
• Breakers Of Wudhu .....	25
• Ghusal / Bathing .....	26
• Fardh Acts Of Ghusal .....	29
• My Ghusal Checklist .....	30
• Salaah .....	33
• Salaah Postures .....	35
• Halaal and Haraam Food .....	38

بِسْمِ اللَّهِ الرَّحْمَنِ الرَّحِيمِ

# INTRODUCTION TO FIQH

The greatest gift that Allah Ta'ala blesses any person with is undoubtedly the gift of Imaan. Any person blessed with Imaan, has to take care and look after his Imaan very very carefully until eventually he is blessed with death on Imaan.

In order to live and die on Imaan, we have to obey all the commands of Allah Ta'ala. Every day of our lives we engage in acts of ibaadah (worship) like Salaah, Saum (fasting), Zakaat, Haj, etc. If we fulfill these actions correctly and properly we will be rewarded tremendously by Allah Ta'ala. But if we are ignorant of the laws of Allah, we may end up doing our ibaadat (worship) incorrectly.

May Allah reward the four great Imaams of Fiqh who made it so easy for us by explaining the laws of Islam so that we can easily and correctly follow the teachings of Rasulullah ﷺ.

In the primary maktab children are also taught a subject called FIQH. All the necessary laws of Islam are taught to the children equipping them with the necessary knowledge of Islam. This ilm (knowledge) will enable them to spend their lives in the obedience of Allah Ta'ala.

In this way we can earn the pleasure of Allah and become successful in dunya and Aakhirat.

May Allah Ta'ala accept this publication and make it a means of attaining His pleasure and may He make this book a means of great benefit for the Ummah. *Aameen.*

***Ta'limi Board (KZN)***

*February 2021 / Rajab*

# GUIDELINES FOR TEACHING FIQH

1. Each lesson should be taught over two weeks to ensure the lesson is properly explained and ingrained in learners.
2. Recap previous lesson before starting the days lesson. In this way, absentee learners will not miss out on lessons.
3. Where applicable, teach lessons practically IE. The teacher should demonstrate Salaah postures, acts of wudhu, visit the toilet etc.
4. Assess learners on practical wudhu and Salaah. Complete assessment form\*\*
5. Assess learners after each section. Utilize different methods such as games, questions, worksheets etc
6. Set aside sufficient time in the fourth term to revise the entire kitab. \*\*\*\*\*
7. Plan lessons in advance so that you are adequately prepared for activities, assessments and any questions learners may have.
8. Activities in this Kitab have been prepared to make lesson preparation easier for teachers. However, teachers are encouraged to add on additional activities and/or assessments if need be to ensure lessons are properly taught and understood. Do not waste lesson time on colouring worksheets. \*\*[- can be re worded if need be.]

# The Toilet

Every person has to use the toilet many times in the day. If we use the toilet in the manner shown to us by Nabi Muhammad (sallallahu alayhi wasallam) we will get sawaab and reward every time we use the toilet. Islam is a complete way of life. Islam teaches us clean and healthy habits, which will make us successful in this world and the Akhirat. Our beloved Nabi Muhammad (sallallahu alayhi wasallam) has taught us how to use the toilet.

## *How to use the Toilet*

### *Before Entering*

1. Read the dua before entering the toilet.
2. Cover your head with a topee (hat) or scarf before you enter the toilet.
3. Do not enter the toilet with anything on which the name of Allah Ta'ala is written.
4. Enter the toilet with the left foot.




### *In The Toilet*

1. Sit and use the toilet. Do not stand and urinate.
2. Make sure that no urine splashes on your body or clothing.
3. Do not read any dua or Qur-aan Shareef in the toilet.
4. Do not face the Qiblah or face ones back towards the Qiblah when sitting in the toilet. Be careful not to build the toilet facing the Qiblah.
5. Do not eat or drink in the toilet.
6. Do not speak in the toilet.

7. Do not use the phone, send text messages or read text messages in the toilet.

8. Do not read magazines or books in the toilet



### *When You Finish Relieve Yourself*

1. Wash yourself properly with water when finished.

2. Flush the toilet and make sure the toilet is left in a clean state.

3. Leave the toilet with the right foot.

4. Read the dua after leaving the toilet.

5. Wash your hands after coming out of the toilet.



**Note:** Do not urinate on the street where people walk, under a tree, in a swimming pool or in the bathroom.



## Activity

1. Do an activity for the children in the class where they are made to enter the toilet with the left foot and leave the toilet with the right foot. \*\*To add in over here about using the seperate teaching aid card as an activity
2. Each child must recite the dua before entering and when leaving the toilet
3. Tick [ ✓ ] the correct ones and cross [ ✗ ] the incorrect ones

- I must enter the toilet with a Topee
- I must stand and urinate in school
- I must not read the Qur-aan in the toilet
- I can use my phone to text my friends when I am in the toilet
- I can urinate in a swimming pool if I have to





# Istinjaa


## *What Is Istinjaa?*

Istinjaa means to wash oneself with water in the toilet. If we don't use water to wash ourselves in the toilet, we will remain dirty. Our bodies and clothes will be dirty.

A Muslim cannot perform Salaah with urine or stool on his or her body or clothing.

## *How to make Istinjaa?*

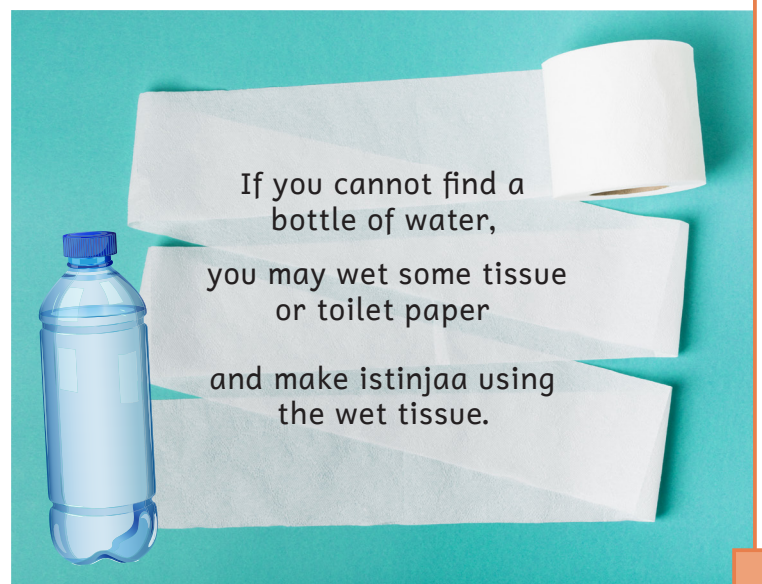
After relieving yourself in the toilet, fill water in a jug and wash properly using your left hand. Wash three times until you are sure that there is no urine or stool left on one's body.



In this way our bodies will always remain pure and clean.

## *What should I do if there is no water in the toilet?*

If you are using a public toilet or the toilet in school and there is no water in the toilet, take an empty bottle and fill it with water. Take this bottle into the toilet for Istinjaa.



If you cannot find a bottle of water, you may wet some tissue or toilet paper and make istinjaa using the wet tissue.

## *The people of Quba*

When Nabi Muhammad (sallallahu alayhi wasallam) made hijrat (moved away) to Madinah Munawwarah, he stayed over in a place called Quba for a few days.

Allah Ta'ala mentioned to him that there are people here in Quba who love purity and cleanliness and Allah Ta'ala loves those who are clean.

Nabi Muhammad (sallallahu alayhi wasallam) was amazed by this and asked the people of Quba what they were doing that attracted the special mercy and love of Allah Ta'ala.

They replied that when they went to the toilet they would make a double Istinjaa. Once with lumps of sand and once with water.

“Yes” replied Nabi Muhammad (sallallahu alayhi wasallam).

“This is the action that has brought you the special mercy of Allah Ta’ala. Keep up this good practice of yours.”

**Note:** We too can earn the special mercy of Allah Ta’ala by making a double Istinjaah. We can use toilet paper and water.

## Activity

*Answer the following Questions:*

1. What is Istinja? \_\_\_\_\_

---

---

---

2. When must we make Istinja? \_\_\_\_\_

---

---

---

3. What must we use to make Istinja? \_\_\_\_\_

---

---

---

4. What will happen if we don't make Istinja? \_\_\_\_\_

---

---

---

5. What should I do if there is no water in the toilet?

---

---

---

*Join the dots and colour in the word*

ISTINJAA

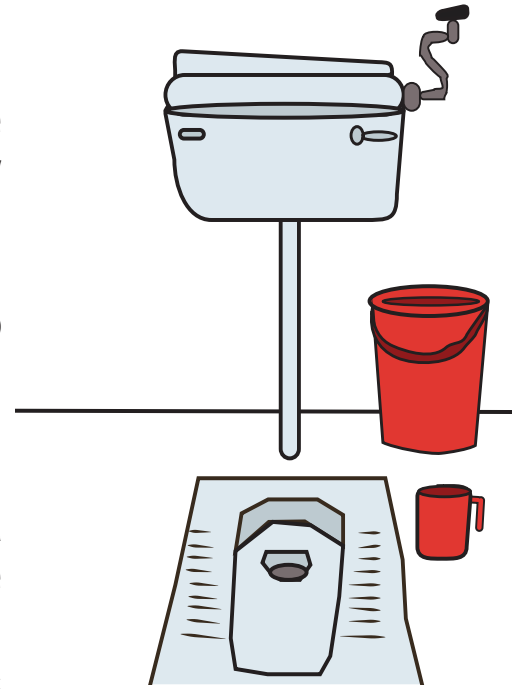
*Draw in your workbook*

A picture of Musjid-e-Quba

# The Low Pan Or The High Pan

## The Low Pan Toilet

1. Islam is a beautiful and pure religion. Islam teaches us how to keep our bodies, clothes and homes pure and clean.
2. Islam even teaches us how to use the toilet.
3. Our beloved Nabi Muhammad (sallallahu alayhi wasallam) has taught us to sit in a squatting position when we have to go to the toilet.
4. This squatting position is only possible if we use the low pan toilet.
5. We will be rewarded for practicing the sunnah if we use the low pan toilet.
6. It is also healthier for us to use the low pan toilet.
7. The one who uses the low pan toilet is saved from many sicknesses.



## The High Pan Toilet

1. The high pan toilet is a new modern way of relieving oneself.
2. When using the high pan toilet there is a great fear of splash backs. (That is water splashing and plopping back onto your body or clothing).
3. In this way our body and clothing can become impure.
4. If our body or clothing is impure, we cannot perform Salaah in this clothing.

5. If someone is suffering with back problems or knee problems then they may use the high pan toilet.

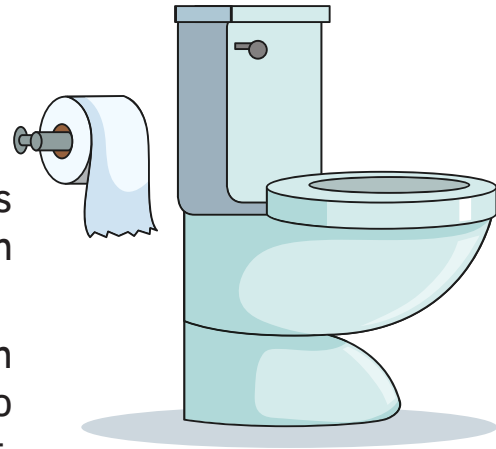
6. If one has to use a high pan toilet, first use a wet tissue to wipe the pan before sitting on it.

7. Thereafter, place some toilet paper in the toilet bowl so that no splashes will come onto your body or clothing.

8. Make proper Istinja after using the toilet.

9. Flush the toilet after using it.

10. Wipe the toilet seat before you leave.



## — *Punishment In The Grave* —

Once, Rasulullah (sallallahu alayhi wasallam) was walking with a group of Sahaabah (radiyallahu anhum) when they passed by two graves. Rasulullah (sallallahu alayhi wasallam) said, “There are two people buried in these graves and they both are being punished. One is being punished for carrying tales (i.e. spying and spreading stories about others) and the other is being punished for not being careful about the splashes of urine.”

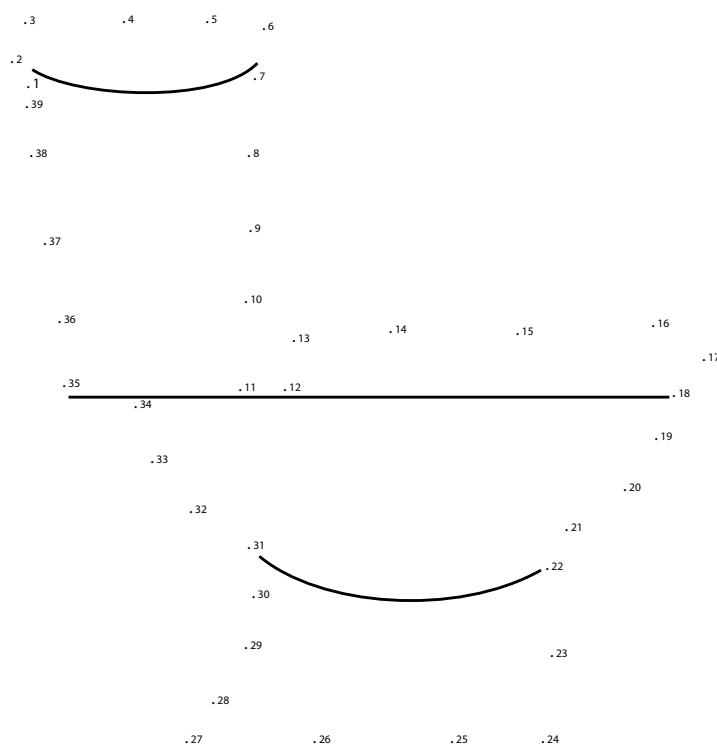
May Allah Ta’ala protect us all from the punishment of the grave. Ameen

## Activity

### *Underline the correct answer*

1. It is Sunnah to use the (high pan / low pan) toilet.
2. Our Nabi (sallallahu alayhi wasallam) has taught us to (squat / stand) when going to the toilet.
3. If we are not careful of the splashes of urine we will be punished in the (grave / world).
4. Using the low pan toilet is (healthy / not healthy) for our bodies.
5. Splash backs in the toilet cause our clothes and bodies to become (pure / impure).

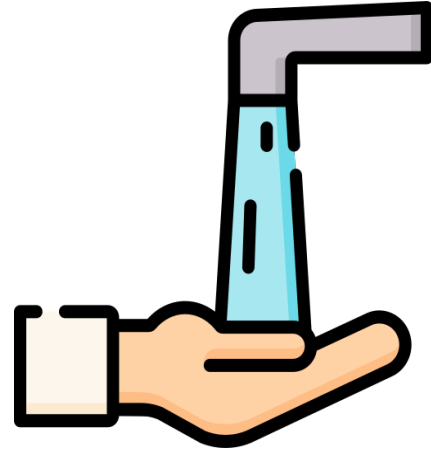
### *Join the dots to complete the picture and colour in*



# Wudhu

Wudhu is a special way of washing ourselves as taught to us by our beloved Nabi Muhammad (sallallahu alayhi wasallam).

- In wudhu we only wash some parts of our body, not the whole body.
- Wudhu cleanses our bodies and also washes away our sins
- Wudhu is the key to Salaah and Salaah is the key to Jannah.
- Wudhu is the weapon of a Muslim.
- It protects us from Shaytaan.
- We cannot perform Salaah or touch the Qur-aan Shareef if we do not have wudhu.



## *The rewards for making Wudhu*

1. Rasulallah (sallallahu alayhi wasallam) has said in a Hadith that when someone makes wudhu, and makes the wudhu very well, their sins are washed away from their body and fall off from beneath their fingernails.

2. Rasulallah (sallallahu alayhi wasallam) once said to Hadhrat Anas (radhiyallahu anhu), “O my beloved son! If you are able to remain in the state of wudhu (then do so), because the one who passes away with wudhu is blessed with the position of a Shaheed (martyr).”

3. Rasulallah (sallallahu alayhi wasallam) has said that when a person makes wudhu and washes his face, all those sins which he committed with his eyes are washed off with the water. When he washes his hands, all those sins which he had committed with his hands are washed off with the water. When he washes his feet, all those sins which he committed with his feet are washed off, until he is completely purified from all sins.



## Activity

Answer the following Questions:

1. What is wudhu and who taught us how to make wudhu?

---

---

---

2. Why do we make wudhu? \_\_\_\_\_

---

---

3. Salaah is the key to \_\_\_\_\_ .

4. What is our weapon that protects us from Shaitaan? \_\_\_\_\_

---

---

5. Name two important things that we cannot do if we do not have wudhu. \_\_\_\_\_

---

---

Colour in the following sentence:

WUDHU IS THE  
KEY TO SALAAH

# Fardh Acts Of Wudhu

**Fardh:** An action that has to be done (compulsory). If we leave out a fardh action, our wudhu will be incomplete.

There are **four** Fardh (compulsory acts) of wudhu

1. To wash the entire face once.

2. To wash both the arms including the elbows once.

3. To make masah (pass wet hands) of quarter the head once.

4. To wash both feet including the ankles once.

- When making wudhu, we must make sure that we wash all these limbs properly.
- No part of these limbs must remain dry.
- If any of these limbs remain dry, our wudhu will not be complete.
- If our wudhu is not complete, our Salaah will not be accepted.
- If one is in a hurry to perform the Janaazah Salaah and cannot make the full wudhu, then one should at least make the four fardh actions of wudhu.
- If possible also try to make wudhu before sleeping even if its only the four fardh actions of wudhu.

## Activity

Match column A with column B by colouring in the correct answer

COLUMN A	COLUMN B
1. Fardh means...	A. To wash the entire face once
2. How many Fardh acts are there in wudhu?	B. Compulsory (Cannot be left out)
3. The first Fardh act of Wudhu is ...	C. To make masah of quarter of the head once
4. The second Fardh act of Wudhu is ...	D. Four
5. The third Fardh act of Wudhu is ...	E. To wash both the feet including the ankles once
6. The fourth Fardh act of Wudhu is ...	F. To wash both the arms including the elbows once

Answer the following Questions:

1. How many times is it Fardh to wash each part? \_\_\_\_\_

\_\_\_\_\_

2. What is Masah? \_\_\_\_\_

\_\_\_\_\_

3. Will our wudhu be complete if any of these parts (Fardh) remain dry? \_\_\_\_\_

\_\_\_\_\_

4. Will salaah be accepted if our wudhu is not complete? \_\_\_\_\_

\_\_\_\_\_

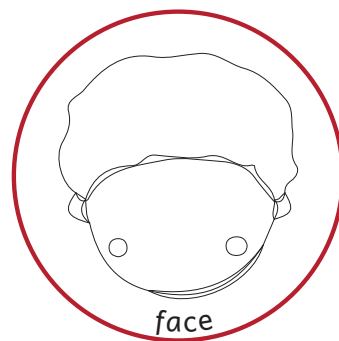

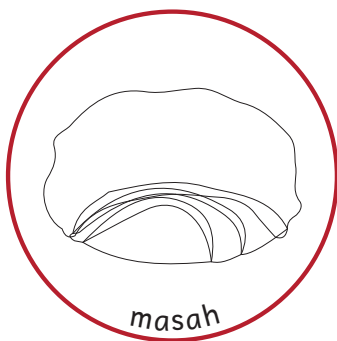
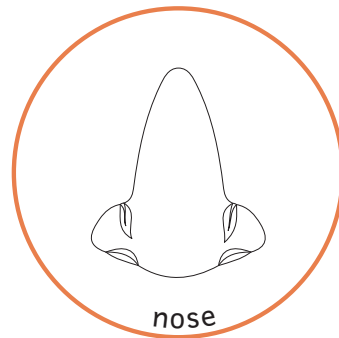
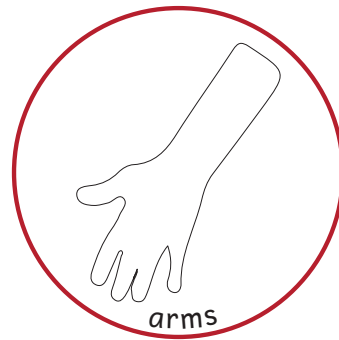
5. If we are in a hurry to perform the Janaazah Salaah, can we just perform the Fardh actions of wudhu? \_\_\_\_\_

---

---

---

*Colour in the fardh acts of wudhu*



# Fardh Acts Of Wudhu Continued

## *Washing The Face*

When washing the face make sure the area from the hairline to the chin and from one earlobe to the other is washed properly. Make sure you wash the area around the eyes, under the nose, around the lips and the hairline properly.

## *The Arms*

Wash the arms from the fingertips up to and including the elbows. Make sure both sides of the arm are wet. Rub your arm properly so that the water reaches every part of your hand.

## *Masah*

Masah means to wipe. When making masah, we wipe wet hands over our heads. Make sure your hands pass over at least quarter of the head so that the fardh is complete.

## *The Feet*

Wash the feet starting from the toes up to and including the ankles. The bottom and the top part of the feet must be washed properly. Wash the soles, heels, sides, ankles and make khilaal between the toes.

## Activity

### Fill in the blanks:

1. Wash the area from ..... to the ..... and from one ..... to the other.
2. Wash the area around the ....., under the ....., around the ..... and the .....
3. Wash the arms from the ..... up to and including the .....
4. Rub your ..... properly so that water reaches every ..... of your hand.
5. Masah means to .....
6. We wipe ..... hands over our heads, making sure our hands pass over at least ..... of the head.
7. Wash the feet starting from the ..... up to and ..... the .....
8. Wash the ....., ....., ....., ..... and make ..... between the .....


### Colour in the following words

MASAH  
KHILAAL

# The Sunnah Method Of Making Wudhu

**Sunnah:** Those actions that were done by our beloved Nabi Muhammad (sallallahu alayhi wasallam)

1. Read the dua “*Bismillah wal hamdulillah*” before you make wudhu.
2. Wash both your hands till the wrist three times.
3. Clean your teeth with a miswaak.
4. Gargle your mouth three times.
5. Put water into your nose three times.
6. Wash your face three times.
7. Wash your right and left hand up to the elbow three times.
8. Make khilaal of your fingers.
9. Make masah of the whole head once.
10. Make masah of both your ears and your nape once.
11. Wash both your feet including the ankles three times and make khilaal of the toes.
12. Read the dua after wudhu.



## Activity

Answer the following Questions:

1. What does SUNNAH mean? \_\_\_\_\_

---



---

2. How many times do I wash each part in a full sunnah wudhu? \_\_\_\_\_

3. What is a miswaak? \_\_\_\_\_

---



---

4. What is the meaning of KHILAAL? \_\_\_\_\_

---



---

5. What is the meaning of MASAHA? \_\_\_\_\_

---



---



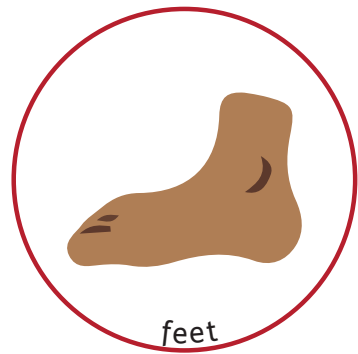
Colour in the following Duaa

بِسْمِ اللَّهِ وَالْحَمْدُ لِلَّهِ





Number the acts of Wudhu in the correct order



# The Aadaab [ Etiquettes ] Of Wudhu

When making wudhu, we must try our best to follow all the aadaab and etiquettes of wudhu. By practicing on these aadaab and etiquettes we will get more sawaab (reward).



## Do's

1. Do sit on a high and clean place when making wudhu.
2. Do face the Qiblah when making wudhu.
3. Do remember to use the miswaak when making wudhu
4. Do remember to always begin from the right.
5. Do make wudhu in the proper order.
6. Do make wudhu at home before coming to Madrasah or going to the Masjid.
7. Do remember to read all the duas when making wudhu.
8. Do perform two rakaats of Salaah after making wudhu. This Salaah is called "Tahiyyatul Wudhu".



## Don'ts

1. Don't talk whilst making wudhu.
2. Don't clean the nose with the right hand.
3. Don't let anyone help you to make wudhu.
4. Don't make wudhu in a dirty place.
5. Don't waste water when making wudhu.
6. Don't rush and make wudhu.
7. Don't touch the Qur-aan Shareef without wudhu.

*Shhh!*

## Activity

*Colour in the DO`S OF WUDHU in GREEN and the DON`TS OF WUDHU in RED*

ALWAYS BEGIN FROM THE RIGHT	TAKING HELP FROM ANYONE WHEN MAKING WUDHU
TALKING WHILST MAKING WUDHU	SIT ON A HIGH CLEAN PLACE WHEN MAKING WUDHU
MAKE WUDHU IN A PROPER SEQUENCE	CLEANING THE NOSE WITH THE RIGHT HAND
FACE THE QIBLAH WHEN MAKING WUDHU	TOUCHING THE QUR`AAN SHAREEF WITHOUT WUDHU
MAKING WUDHU IN A DIRTY PLACE	MAKING WUDHU AT HOME BEFORE COMING TO MADRASAH

*Answer the following Questions:*

1. What is the meaning of AADAAB? \_\_\_\_\_  
 \_\_\_\_\_  
 \_\_\_\_\_
2. What will we gain by practicing the aadaab of wudhu?  
 \_\_\_\_\_  
 \_\_\_\_\_  
 \_\_\_\_\_
3. What should we read when making wudhu? \_\_\_\_\_  
 \_\_\_\_\_  
 \_\_\_\_\_
4. What is the name of the 2 rakaats salaah performed after making wudhu? \_\_\_\_\_  
 \_\_\_\_\_

# Breakers Of Wudhu

Our wudhu will break if .....

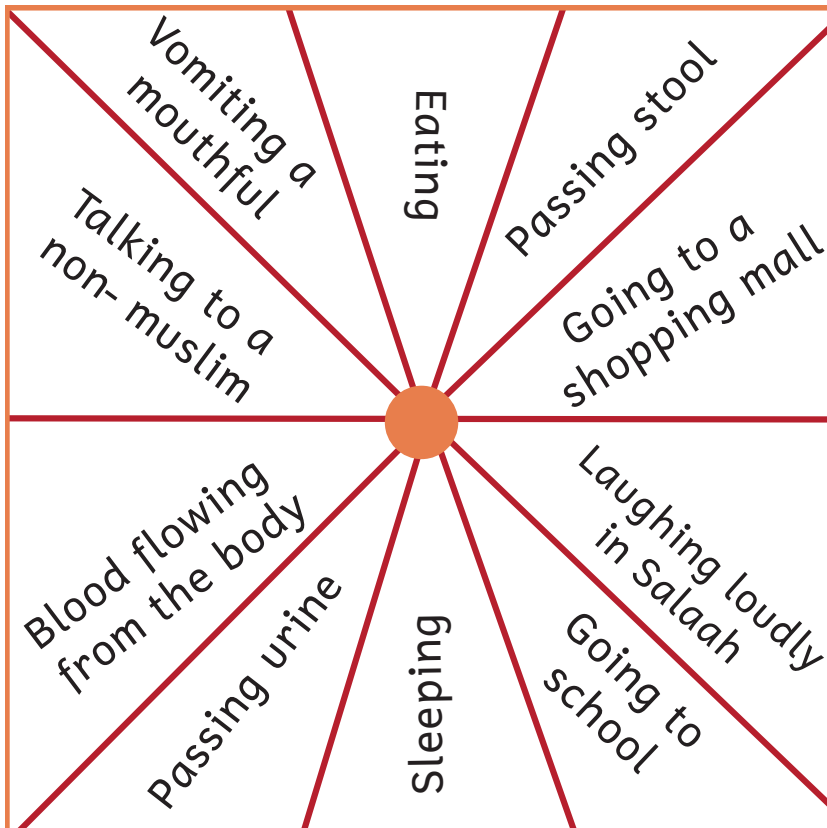
1. We pass urine or stool.
2. We pass wind.
3. We fall asleep.
4. We vomit a mouthful.
5. Blood flows from any part of our body.
6. We laugh loudly in Salaah.



If any of the above has to happen, our wudhu will be broken. It will be necessary for us to make wudhu again if we want to perform Salaah or touch the Qur-aan Shareef.

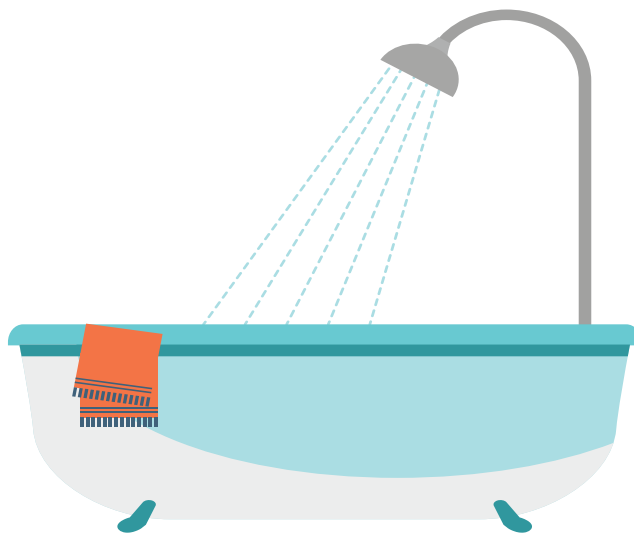
## Activity

Colour in those acts that break ones wudhu




# Ghusal / Bathing

Ghusal means to have a bath. Muslims must keep their bodies clean at all times. Allah Ta'ala loves those who are clean. Shaytaan loves those who are dirty. Our beloved Nabi Muhammad (sallallahu alayhi wasallam) told us that "Cleanliness is half of Imaan." If we do not bath regularly then we will be dirty and smelly and nobody will want to play with us.



## Do's

1. Bath in a clean place.
2. Bath alone in such a place where no one can see you.
3. Go to the toilet before having a bath.
4. Use soap to wash and scrub your body.
5. Rub your body properly when having a bath.
6. Dry yourself with a towel after having a bath.
7. Remove all jewellery, watches, paint, glue, etc. when having a bath



*Don'ts*

1. Do not urinate in the bathroom.
2. Do not waste water when having a bath. Allah Ta'ala does not like those who waste.
3. Do not allow anyone to look at you when having a bath.

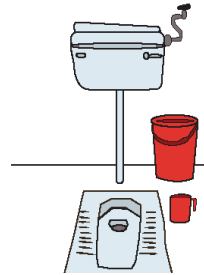
*When is it Sunnah to have a bath?*

It is Sunnah to bath on Fridays and on the Days of Eid.

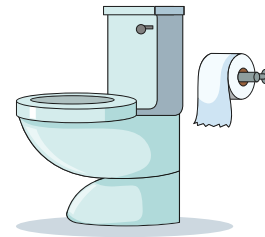

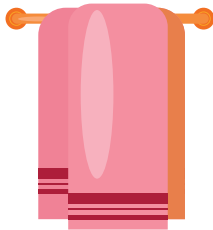


# Activity

Match the pictures with the correct word



1. \_\_\_\_\_ 2. \_\_\_\_\_ 3. \_\_\_\_\_ 4. \_\_\_\_\_



5. \_\_\_\_\_ 6. \_\_\_\_\_ 7. \_\_\_\_\_ 8. \_\_\_\_\_

SPONGE	LOW PAN TOILET	TOWEL	BATH
SOAP	SHOWER	WATER	HIGH PAN TOILET

# Fardh Acts Of Ghusal

*FARDH* is an action that has to be done (compulsory). If we leave out a fardh action, our ghusal will be incomplete.

There are **three** Fardh  
[compulsory acts] of Ghusal

1. To gargle the mouth once.

2. To put water into the nose once.

3. To pour water over the whole  
body once so that no part remains  
dry [ The whole body must be wet]

When making ghusal, make sure that every part of the body is wet. This includes the hair. Our ghusal will only be complete if every part of our body is washed.

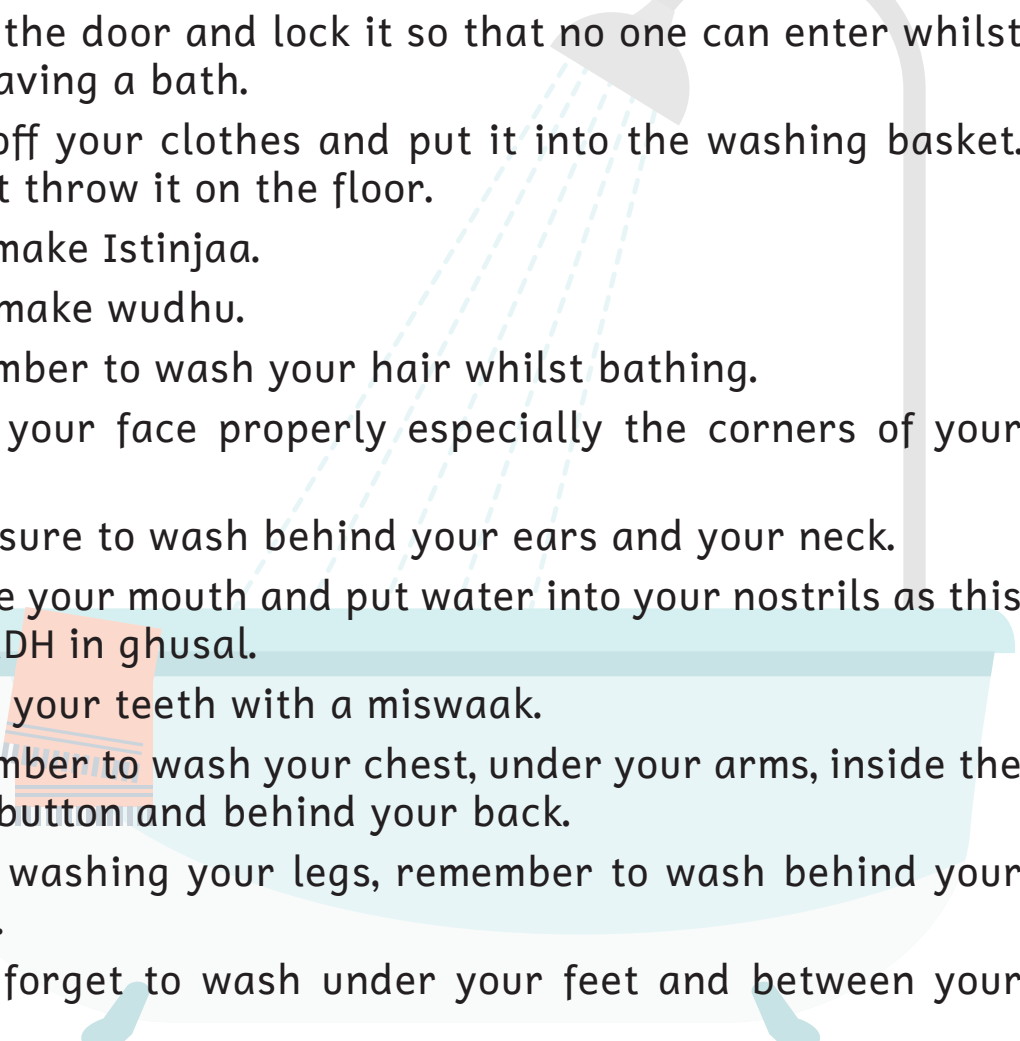


# My Ghusal Checklist

## *Before going into the bathroom*

- Take a set of clean clothes with you into the bathroom to change into.
- Don't forget to take a towel.
- Remember to first go to the toilet before going for a bath.

## *When Bathing*

- Close the door and lock it so that no one can enter whilst you having a bath.
  - Take off your clothes and put it into the washing basket. Do not throw it on the floor.
  - First make Istinja.
  - Then make wudhu.
  - Remember to wash your hair whilst bathing.
  - Wash your face properly especially the corners of your eyes.
  - Make sure to wash behind your ears and your neck.
  - Gargle your mouth and put water into your nostrils as this is FARDH in ghusal.
  - Brush your teeth with a miswaak.
  - Remember to wash your chest, under your arms, inside the belly button and behind your back.
  - When washing your legs, remember to wash behind your knees.
  - Don't forget to wash under your feet and between your toes.
- 

- Rinse your body properly making sure that all the soap is washed off.
- Do not waste water when rinsing your body.

*After Bathing*

- Close the tap properly as dripping taps waste water.
- Dry your body properly and change into clean clothes before leaving the bathroom.
- Do not leave the bathroom without any clothes.

**Activity**

*Answer the following questions:*

1. What does Ghusl mean? \_\_\_\_\_  
 \_\_\_\_\_  
 \_\_\_\_\_
2. Who does Allah Taala love? \_\_\_\_\_  
 \_\_\_\_\_  
 \_\_\_\_\_
3. Who told us that cleanliness is half of Imaan? \_\_\_\_\_  
 \_\_\_\_\_  
 \_\_\_\_\_
4. What is the meaning of Fardh? \_\_\_\_\_  
 \_\_\_\_\_  
 \_\_\_\_\_
5. How many Faraaidh are there in Ghusl? \_\_\_\_\_  
 \_\_\_\_\_

6. List the Faraaidh of Ghusl. \_\_\_\_\_  
 \_\_\_\_\_  
 \_\_\_\_\_  
 \_\_\_\_\_

*Fill in the blanks*

BEFORE	SCRUB	WASTE	URINATE
SOAP	SEE	TOWEL	CLEAN

1. I must bath in a \_\_\_\_\_ place.
2. I must bath in a place where no one can \_\_\_\_\_ me.
3. I must go to the toilet \_\_\_\_\_ I have a bath.
4. I must not \_\_\_\_\_ in the bathroom.
5. I must not \_\_\_\_\_ water when having a bath.
6. I must use \_\_\_\_\_ to wash  
and \_\_\_\_\_ my body.
7. I must dry myself with a \_\_\_\_\_ after  
having a bath.



# Salaah

- Salaah is the most important form of Ibaadah.
- Salaah is the second pillar of Islam.
- The first question that Allah Ta'ala will ask us about on the day of Qiyaamah is if we performed our five daily Salaah.

## *Virtues of performing our five daily Salaah*

- Our beloved Nabi Muhammad (sallallahu alayhi wasallam) has taught us that “Salaah is the key to Jannah.” If we want to go to Jannah we must perform our five daily Salaah.
- Allah Ta'ala has promised us that if we perform our five daily Salaah, He will enter us into Jannah.
- Allah Ta'ala forgives the sins of that person who performs the five daily salaah.
- The one who performs the five daily Salaah will cross over the bridge of Siraat as fast as lightening.
- Missing out one salaah is like losing all ones family and wealth.

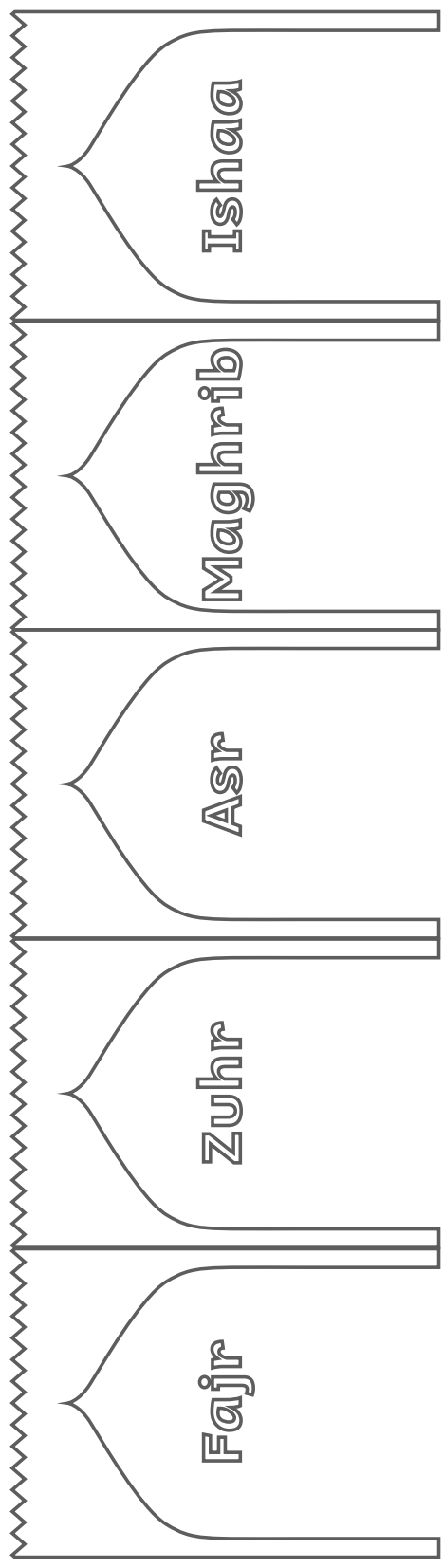
Therefore all Muslims must perform Salaah five times in the day.

## *Names of the five daily salaah:*

1. Fajr
2. Zuhr
3. Asr
4. Maghrib
5. Ishaa

# Activity

*Colour in the names of the five daily salaah*



# Salaah Postures

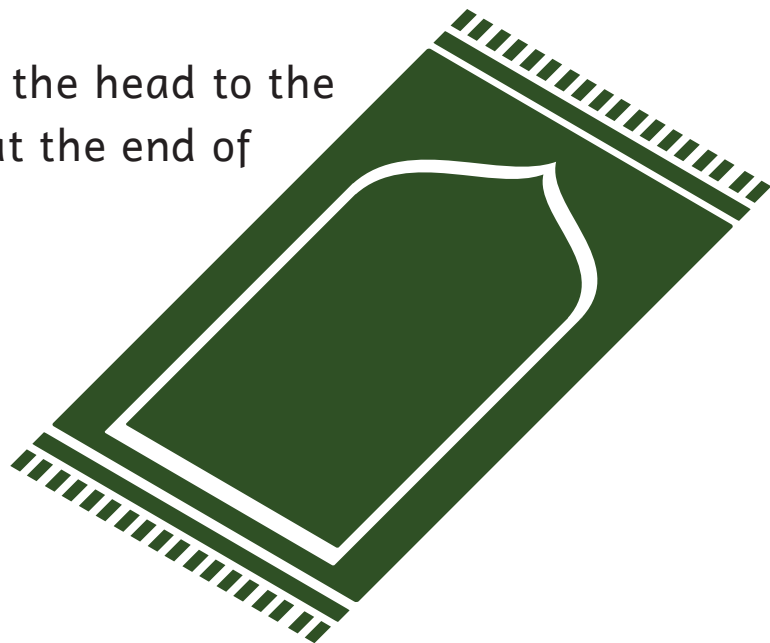
Salaah is the most important thing in the life of a Muslim. If our Salaah is correct, our entire lives will come right. We must try and perfect every posture of Salaah so that we perform our Salaah correctly.

- Rasulullah (sallallahu alayhi wasallam) has said that we should perform our Salaah like how he performs Salaah.
- The great angel, Hadhrat Jibraeel (alayhis salaam) taught our beloved Nabi Muhammad (sallallahu alayhi wasallam) how to perform Salaah and Nabi (sallallahu alayhi wasallam) then taught the Sahaabah (radiyallahu anhum) how to perform Salaah.

The manner of doing the postures in Salaah are different for boys and girls.

The following are the five postures of Salaah:

1. Qiyaam – Standing
2. Ruku – Bowing down
3. Sajdah – placing your forehead on the ground
4. Qa'dah – Sitting
5. Salaam – To turn the head to the right and the left at the end of the Salaah.



## Activity

*Explain the meaning of the following terms:*

1. Qiyaam - \_\_\_\_\_

\_\_\_\_\_  
\_\_\_\_\_

2. Ruku - \_\_\_\_\_

\_\_\_\_\_  
\_\_\_\_\_

3. Sajdah - \_\_\_\_\_

\_\_\_\_\_  
\_\_\_\_\_

4. Qa'dah - \_\_\_\_\_

\_\_\_\_\_  
\_\_\_\_\_

5. Salaam - \_\_\_\_\_


\_\_\_\_\_  
\_\_\_\_\_

### *Practical*

Practically demonstrate each of the above Salaah postures to your teacher.

### *Decorate your own Musalla*

Using the template on the next page, decorate your own musalla using beads, fabric, paint, markers etc. Be creative and have fun!





# Halaal and Haraam Food

*Halaal Food* is that food which we are allowed to eat.

*Haraam Food* is that food which we are **NOT** allowed to eat.

- A Muslim must eat only Halaal food.
- A Muslim must not eat Haraam food or drink anything that is haraam.
- Allah Ta'ala does not accept the duas of a person who eats Haraam food.
- Rasulullah (sallallahu alayhi wasallam) has said that a person who eats Haraam food will not enter Jannah.
- By eating Halaal food, we will be encouraged to do lots of good deeds.

***The following foods and drinks are Haraam:***

1. Pork / Ham / Bacon (any meat from a pig)
2. Alcohol / Wine
3. Any meat that was slaughtered by a Non-Muslim
4. Sweets and chocolates that have gelatine



***The following food is Halaal*** if these animals were slaughtered by a Muslim and he read Bismillah when he slaughtered it;

1. Chicken
2. Sheep
3. Goats
4. Cows
5. Buck




It is not permissible to buy meat that is sold by Non-Muslims.

It is not permissible to buy food from a takeaway or eat in a restaurant that is owned by Non-Muslims.

It is not permissible to buy sausages, patties, polonies, burgers and hot dogs from Non-Muslims.

Do not eat at a place that sells wine and alcohol.

**Note:** If we are not sure if something is Halaal or Haraam, we should ask our Moulana or Mu'allimah.



## Activity

*Explain the meaning of the following terms:*

1. Halaal - \_\_\_\_\_

\_\_\_\_\_

2. Haraam - \_\_\_\_\_

\_\_\_\_\_

\_\_\_\_\_

*Put the following words into the correct columns*

PORK	WINE	GOATS
GELATINE	CHICKEN	COWS

HALAAL	HARAAM

**Interactive**

**Note to the Teacher:** Bring in pictures of different types of food sold in a supermarket and ask the children if its halaal or haraam. E.g. pictures of chicken, chocolates, peanut butter, yoghurt, sweets, cheese, milk, etc. Thereafter explain to the children which items are halaal and what is haraam. Also explain to them why some food like cheese and yoghurt could be haraam because of haraam ingredients that are used to make it.